

ELKA BARRIER SYSTEMS

Series PARKING



ELKA barriers of the series PARKING are designed for access control of parking garages and car parks. Perfect running performance, achieved by electronic speed control and optimized mechanics, protect motor and gear. An efficient drive concept with a powerful 24V BLDC-gear and robust components ensure intensive operation with 100% duty cycle.

ELKA offers a selection of 5 barrier types of this series with different effective boom lengths and running times as well as suitable accessories for different purposes, e.g. boom lighting LED, articulation kits and safety devices.



Shortening of the barrier boom to the required length is free of charge



Optionally available in all RAL custom colours

Operation of legal and standard-compliant barriers

ELKA barriers of the series PARKING are offered in two versions - EU and UL version, according to the requirements of the European Union and North America (USA, Canada).

For the EU version there is a declaration of conformity according to the machine directive, a declaration of performance according to the Construction Products Regulation and a TÜV certification according to the European standards. For the North American and Canadian market ELKA complies with the corresponding UL and CSA standards. Certification is carried out by the internationally active company Intertek, which carries out quarterly inspections on production site at ELKA in Tönning, Germany.

ELKA creates the prerequisite that operators and commissioning engineers are always on the safe side when it comes to questions of liability.



Technology in detail

- **Housing hood**
simple removal,
without tools

- **Robust mechanics**
for intensive operation with
100% duty cycle, with vandalism
protection


- **Cable bushing**
comfortable - plenty of room

- **24V BLDC motor / gear**
multistage planetary gear,
powerful and energy-saving

- **Controller**
electronic speed control

- **Top-hat rail**
space for additional installations

- **Spring assembly**
for balanced barrier
movements



- **Barrier boom made of aluminium**
left / right usable, pre-assembled

- **Power reversal**
power reversal upon encountering
an obstacle

- **Emergency release**
fast and simple


- **Comfortable service**
service switch deactivates all
external operating commands

- **Terminal row**
professional connection of
accessories

- **Wide-range power supply**
IP68, high efficiency ratio

- **Barrier housing**
made of aluminium, powder-coated,
IP 54, with patent pending clamping
technology

Barrier boom LED strip



Barrier boom LED strip up to a boom length of 5,000mm

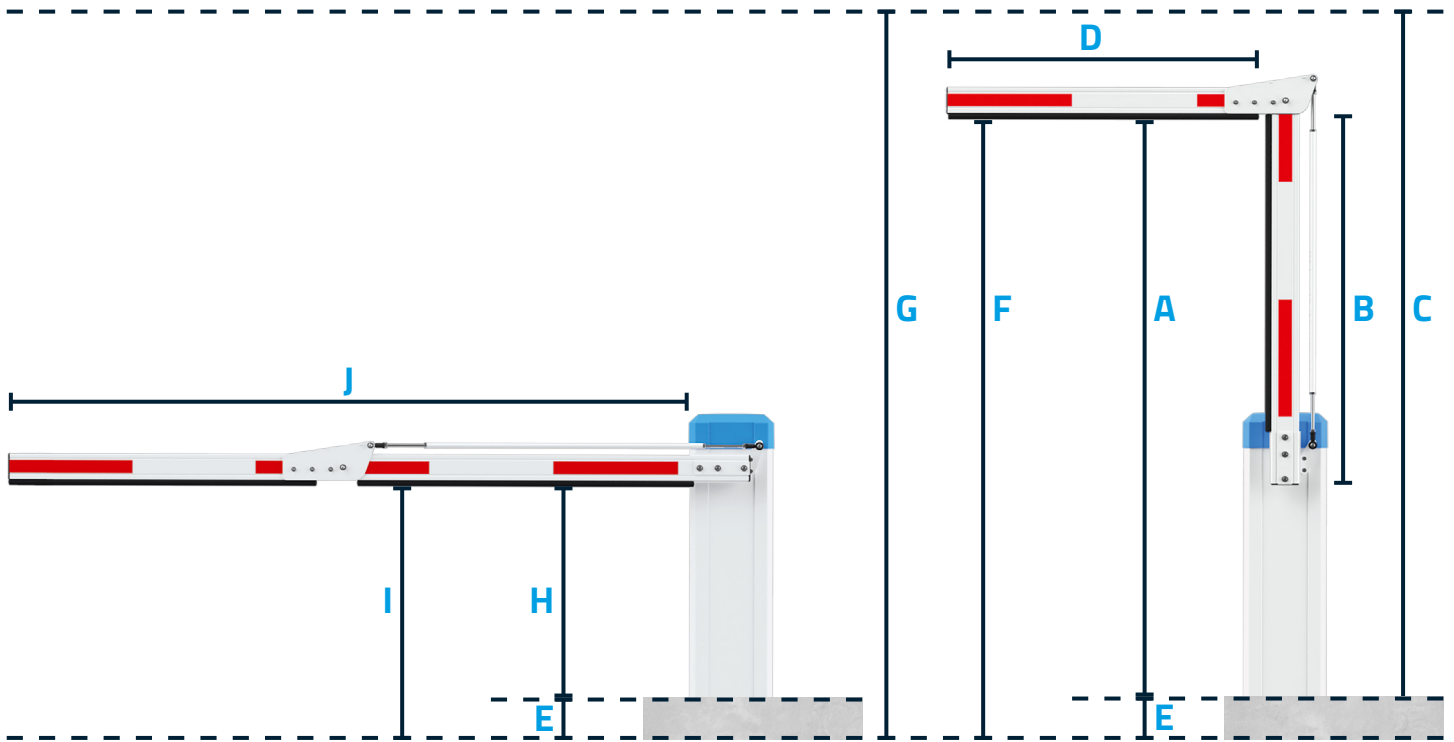
The translucent rubber tube is uniformly illuminated over the entire length of the barrier boom (red / green / blue possible). The type of lighting (permanent / alternating) can be set on the controller MO 24. The visibility of the barrier boom is significantly increased in darkness, poor visibility and also during the day. Adherence of the permissible forces (DIN EN 13241) at the appropriate barrier running speed.

- ✓ Uniform illumination of the entire barrier boom length
- ✓ Translucent rubber tube
- ✓ Visible on both sides
- ✓ Multi-coloured light (red / green / blue possible)
- ✓ LED-technology with low power consumption
- ✓ Up to a barrier boom length of 5,000mm
- ✓ Can be shortened as required
- ✓ Mounted ex works or available as retrofit kit
- ✓ Easy to install
- ✓ Degree of protection IP68 (for assembly ex works)

The lighting is freely configurable via the barrier controller MO 24. Example:

Barrier closed = red, barrier in motion = flashes red, barrier open = green

Articulation kit



A = Clearance height from upper edge pedestal (min. 66.9in, max. 90.6in, optional max. 102.4in*)

B = Boom length, first part ($A - 31.9\text{in}$, min. 35in, max. 58.7in, optional max. 70.5in*)

C = Ceiling height from upper edge pedestal ($A + 7.3\text{in}$, min. 74.2in, at max. length B min. 97.8in, optional min. 109.6in*)

D = Boom length, second part
(max. 51.6in for P 2500, max. 71.3in for P 3000, max. 90.9in for P 3500, max. 110.6in for P 4000)

*Optionally with an additional extension of 11,8in.

E = Height of pedestal
(from the road to the upper edge of pedestal)

F = Effective clearance height ($A + E$)

G = Ceiling height from road ($C + E$)

H = Upper edge pedestal until lower edge barrier boom (32.3in)

I = Road until lower edge barrier boom ($E + H$)

J = Effective boom length for uncut barrier boom
(max. 93.1in for P 2500, max. 112.8in for P 3000, max. 132.5in for P 3500, max. 152.2in for P 4000)

When using the optional LED boom lighting in the lower edge of the barrier boom, the clearance height (dimension A) is reduced by 0,2in.

Available as set or pre-assembled on the barrier boom (max. boom length 157.5in).

ELKA ECON APP



App for programming and controlling of ELKA barriers

Programming, operation and control of ELKA barriers with controller MO 24 and MO 64 „Plus“ - comfortable via mobile phone, tablet or PC. Only usable in combination with the ELKA ECON BOX.

Quick set-up

Simple project management, barrier configurations can be set and saved, backup of all settings

Professional maintenance

Analysing of the induction loops, error memory, service- and diagnostic report, diagnosis of all inputs and outputs of the controller

Comfortable

Notification and control of events in case of a status change, user management, 365-day-timer, differential counter

Access control devices



Dektop panels

Single, double, triple or quadruple keyboard, with illuminated keys, OPEN / CLOSE / STOP / ON-OFF

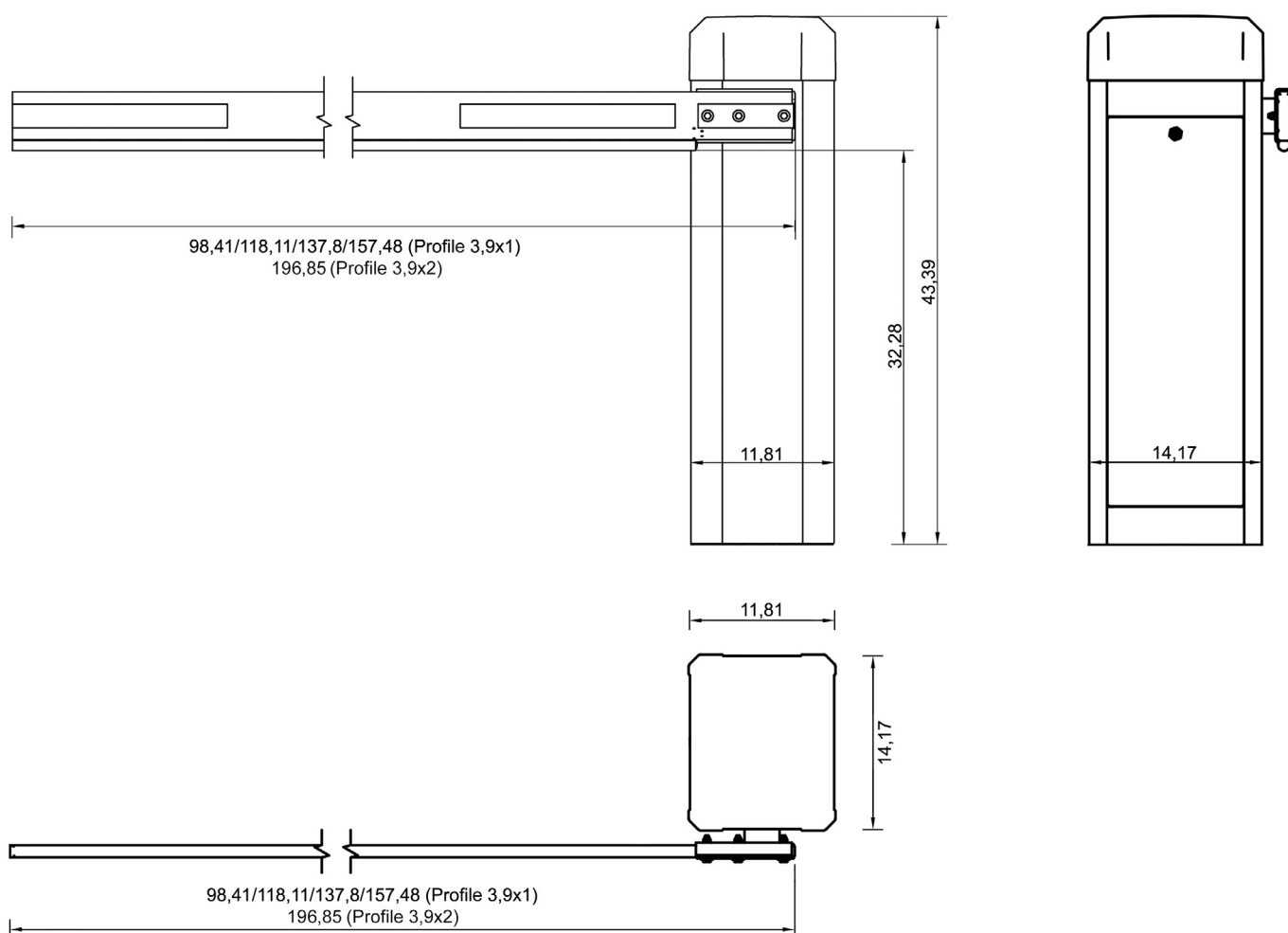


Switches

Flush or surface mounting, key switches including key, code switches with foil keypad or stainless steel keypad

Technical data

Type	P 2500	P 3000	P 3500	P 4000	P 5000
Housing dimensions (w/d/h) (in)	14.17 x 11.81 x 43.39				
Boom length (in)	98.41	118.11	137.8	157.48	196.85
Effective boom length approx. (in)	89.76	109.45	129.13	148.82	188.19
Running time approx. (s)	0.9 / 1.3 / 2.5	1.3 / 1.8 / 2.5	1.8 / 2.5 / 3.8	2.8 / 3.8 / 4.5	3.8 / 4.5 / 5.5
Duty cycle	100%				
Temperature range	-4°F up to +122°F				
Degree of protection	IP54				
Supply voltage	100V - 240V, 50Hz - 60Hz				
Current consumption	max. 1.4A (230VAC) / max. 2.8A (115VAC)				
Weight without boom approx. (lb)	125.5	128	128	130	132
Boom weight approx. (lb)	8.5	10	11	13	22



Equipment

Standard equipment	P 2500	P 3000	P 3500	P 4000	P 5000
Standard colours	Housing white / RAL 9010, housing hood blue / RAL 5012				
Boom connector	left / right usable				
Boom dimensions h/w (in)	3.9 x 1			3.9 x 2	
Controller	MO 24 with 4x7-segment-display				
Power reversal	connectable				
Terminal row	prewired				
1-channel loop detector	3 integrated				
Multifunctional relay	6 integrated (e.g. for traffic lights, boom lighting LED, etc.)				
Electronic speed control	yes				
Dead man's mode	yes				
Antenna connection	yes				

Special equipment	P 2500	P 3000	P 3500	P 4000	P 5000
Articulation kit*	optional				no
Round barrier boom	optional, ø 2.36in				no
Fixed and swinging support	no			optional	
Boom lighting*	as LED strip in the rubber tube on the underside of the boom or mounted on the boom				
Contact „boom missing“	optional				no
Custom colours	optionally available in all RAL custom colours (extra charge)				
Photoelectric barrier	optional				
Laser scanner	optional, free-standing installation or mounting on the barrier housing				
24V loading module	optional, uninterrupted barrier operation in case of a power failure (on-site batteries required)				
Automatic OPENING	optional, in case of power failure				
Radio remote control receiver	socket available				
Weekly timer / yearly timer	optional				
TCP-IP-module	optional (socket available)				
Multifunctional relay	optional module with: 4 additional multifunctional relays (AMR4) / 8 additional multifunctional relays (AMR8)				
Access control	Key switch, code switch, etc.				

* not available for round barrier booms

ELKA TORANTRIEBE

Partner with competence



ELKA is a German manufacturer of gate openers and barrier systems of high quality with an experience of more than 40 years. We place a great value on high quality components, easy installation and customerfriendly service. Our products are developed and assembled in Germany and are subject to strict quality controls.

„Partner with competence“ - the management as well as the employees feel committed to this philosophy. We supply products to over 80 countries worldwide and support our customers in three languages. Technically trained specialists and engineers respond to individual customer requirements. Fast order processing, short delivery times and adherence to deadlines are a matter of course for us.

You can find more information on our website: www.elka.eu

✓ **Competent customer service**

✓ **Quality „Made in Germany“**

✓ **Prompt handling and reliability**

Inhouse-Seminars

Gate openers- and barrier seminar with expert certificate. According to legal regulations, power-operated gate and barrier systems must be checked at least once a year. Only experts with a valid certificate are authorized to carry out the inspection and documentation. ELKA supports its partners in this and offers further training in its own premises in Tönning, Germany.

The ELKA team is looking forward to your questions and registrations: akademie@elka.eu



ELKA-Torantriebe GmbH u. Co. Betriebs KG
Dithmarscher Str. 9, 25832 Tönning / Germany

✉ info@elka.eu

🌐 www.elka.eu

☎ **+49 (0) 4861-9690-0**

📠 **+49 (0) 4861-9690-90**